

BI-FACIAL DOUBLE GLASS MODULES

ORION DG

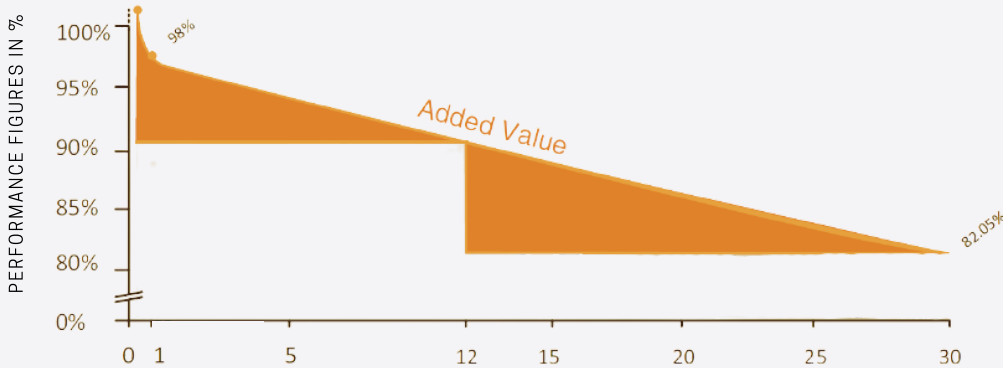
530W/535W/540W/545W/550W



Picture Only for Reference

-  High Module Conversion Efficiency
-  Easy Installation & Handling
-  Mechanical Load Capacity of up to 5400 Pa
-  Conforms with Latest IEC Standards
-  ISO 9001, OHSAS 18001, ISO 14001
-  Application Class A, Safety Class II
Fire Rating C

LINEAR PERFORMANCE WARRANTY



12 YEARS

MATERIAL & WORKMANSHIP

30 YEARS

LINEAR POWER OUTPUT



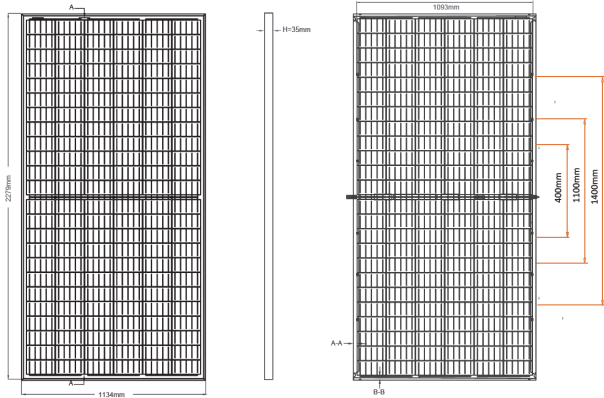
Eversola LuoYang Co., Ltd

No.8, 2nd Jinye Road, Jinping Town,
Yiyang County, Luoyang City, Henan Province, P.R. China
+86 379 68951871

www.eversola.com

ORION DG

530W/535W/540W/545W/550W

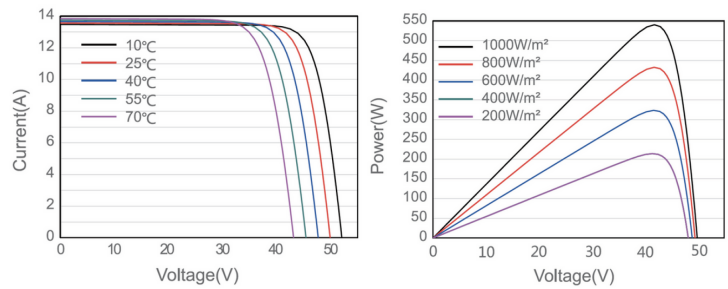


FRONT VIEW

SIDE VIEW

BACK VIEW

Dimensions



I-V Curves

Electrical Characteristics STC	ES530M-AgCd	ES535M-AgCd	ES540M-AgCd	ES545M-AgCd	ES550M-AgCd
Maximum Power (Pmax)	530W	535W	540W	545W	550W
Power Tolerance	0/+5W	0/+5W	0/+5W	0/+5W	0/+5W
Module Efficiency	20.51%	20.70%	20.89%	21.09%	21.28%
Maximum Power Current (Imp)	13.09A	13.17A	13.25A	13.33A	13.41A
Maximum Power Voltage (Vmp)	40.49V	40.63V	40.76V	41.89V	41.02V
Short Circuit Current (Isc)	13.77A	13.85A	13.93A	14.01A	14.09A
Short Circuit Voltage (Voc)	48.99V	49.13V	49.26V	49.39V	49.51V

Values at Standard Test Conditions (STC) (AM1.5, Irradiance of 1000W/m², Cell Temperature 25°C)

Electrical Characteristics NOCT	ES530M-AgCd	ES535M-AgCd	ES540M-AgCd	ES545M-AgCd	ES550M-AgCd
Maximum Power (Pmax)	394W	398W	402W	405W	409W
Maximum Power Current (Imp)	10.46A	10.52A	10.58A	10.65A	10.72A
Maximum Power Voltage (Vmp)	37.70V	37.84V	37.97V	38.05V	38.11V
Short Circuit Current (Isc)	11.12A	11.19A	11.25A	11.30A	11.35A
Short Circuit Voltage (Voc)	46.24V	46.37V	46.50V	46.63V	46.75V

Values at Normal Operating Cell Temperature (NOCT) (irradiance of 800W/m², Cell Temperature 20°C, Wind Speed 1m/s)

Bifacial Output-Rearside power Gain	ES530M-AgCd	ES535M-AgCd	ES540M-AgCd	ES545M-AgCd	ES550M-AgCd
5% Maximum Power (Pmax)	546W	551W	557W	562W	567W
Module Efficiency	21.13%	21.32%	21.55%	21.75%	21.94%
15% Maximum Power (Pmax)	598W	604W	610W	615W	621W
Module Efficiency	23.19%	23.41%	23.64%	23.86%	24.08%
25% Maximum Power (Pmax)	650W	656W	663W	669W	675W
Module Efficiency	25.21%	25.45%	25.69%	25.93%	26.18%

Mechanical Characteristics		Temperature Characteristics	
Cell Type	Mono P-Type, 182 x 182 (±1)mm, 144 (6x24) Half-Cut cells	Temperature Coefficient VOC	-0.275%/°C
Glass	High Transmission, Low Iron, AR Coated Tempered Glass	Temperature Coefficient Isc	+0.045%/°C
Frame	Anodized Aluminum Alloy	Temperature Coefficient Pmax	-0.350%/°C
Junction Box	IP68 Rated, With 3 Bypass Diodes	Nominal Operating Cell Temperature (NOCT)	45°C±2°C
Dimensions	*2279x1134x35mm		
Output Cable	4mm ² , 300mm(+)/300mm(-), length can be customized		
Weight	28.6 kg		
Mounting Hole Location	See Drawing Above		

Packing Information		Maximum Ratings	
Container	40' HQ	Operating Temperature	- 40°C ~ +85°C
Pallets Per Container	20	Maximum System Voltage	1500V DC
Pieces Per Container	620	Maximum Series Fuse Rating	25A

Rev No: ES/TDS/2021.09

* The specifications and key features contained in this datasheet may change without notice due to the continuous product enhancement. Eversola reserves the right to make necessary adjustment to the information described herein at any time without further notice.

* Contact Eversola for tolerance specification

